



lumini Solucoes em Iluminacao LTDA  
www.lumini.com.br  
Email:laboratorio@lumini.com.br  
Tel:+55 11 3437-5555 Fax:+55 11 3437-5555  
Address:Rua Ferreira Viana, 716 - Socorro - São Paulo/SP

---

## lumini

---

LumCAT:

Luminaire: solum cob fc

LampCAT: modulo led 30W 30K irc 90

Ballast type: led driver 700mA

Report No:

Voltage(V): 127.0000

Test No:

Current(A): 0.2270

Number of Lamps: 1

Power (W): 28.3000

Lamp flux(lm): 2860.0

PF: 0.9800

Length(mm): 130

Width(mm): 130

Phm Type: C

Height(mm): 0

---

## Photometric Results

---

Lumens(lm): 1761.53, Efficiency(%): 61.59% , Luminous Efficacy(lm/W): 62.24

Central intensity(cd): 9535.521, Maximum intensity(cd): 9535.521

Angle of maximum intensity: C=0.0  $\gamma$ =0.0

Beam angle of C0 plane : 21.24

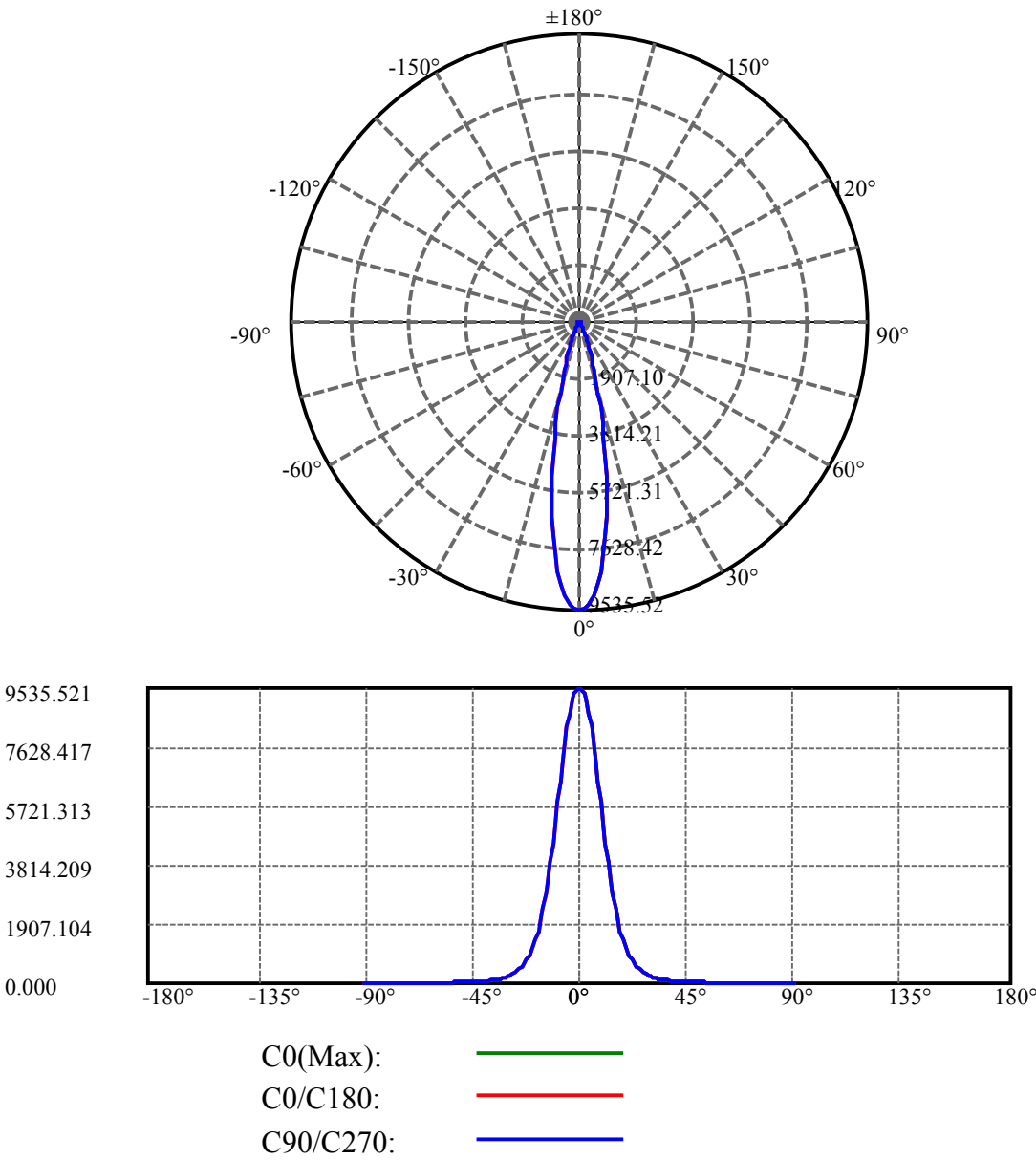
Aveage BeamAngle(IEC 61341):21.24

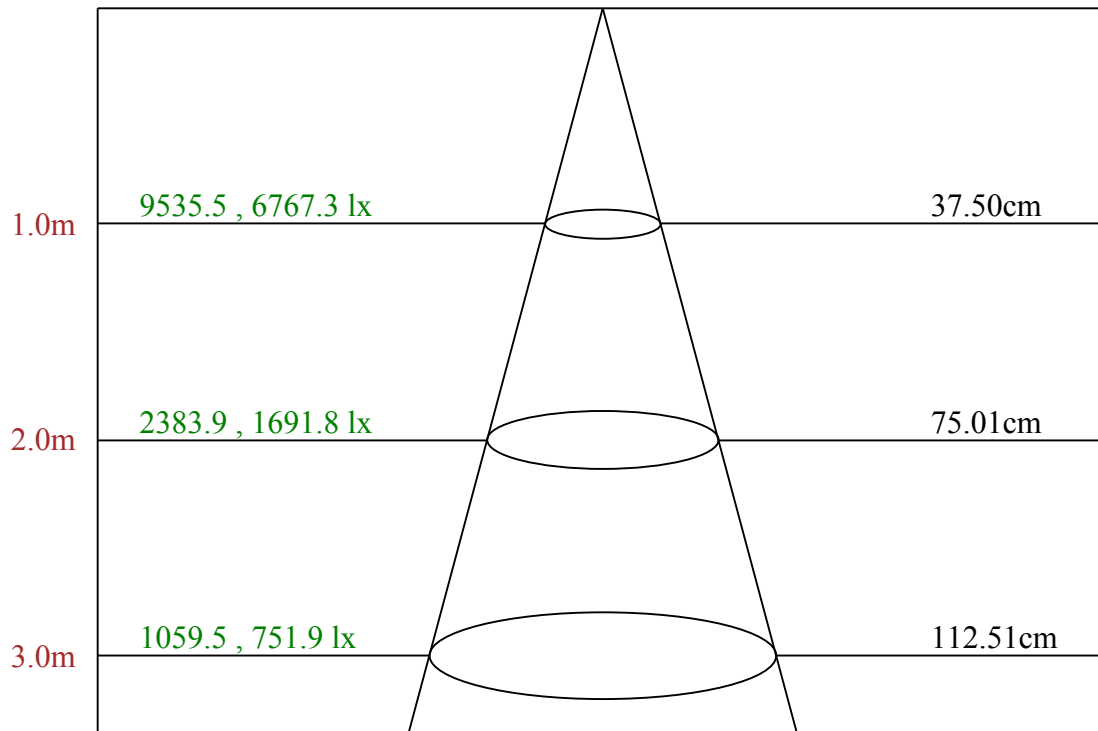
---

Equipment: equipamento lumini  
Temperature(°C): 25.5

Date: 12/09/2024  
Humidity(%): 55.0%

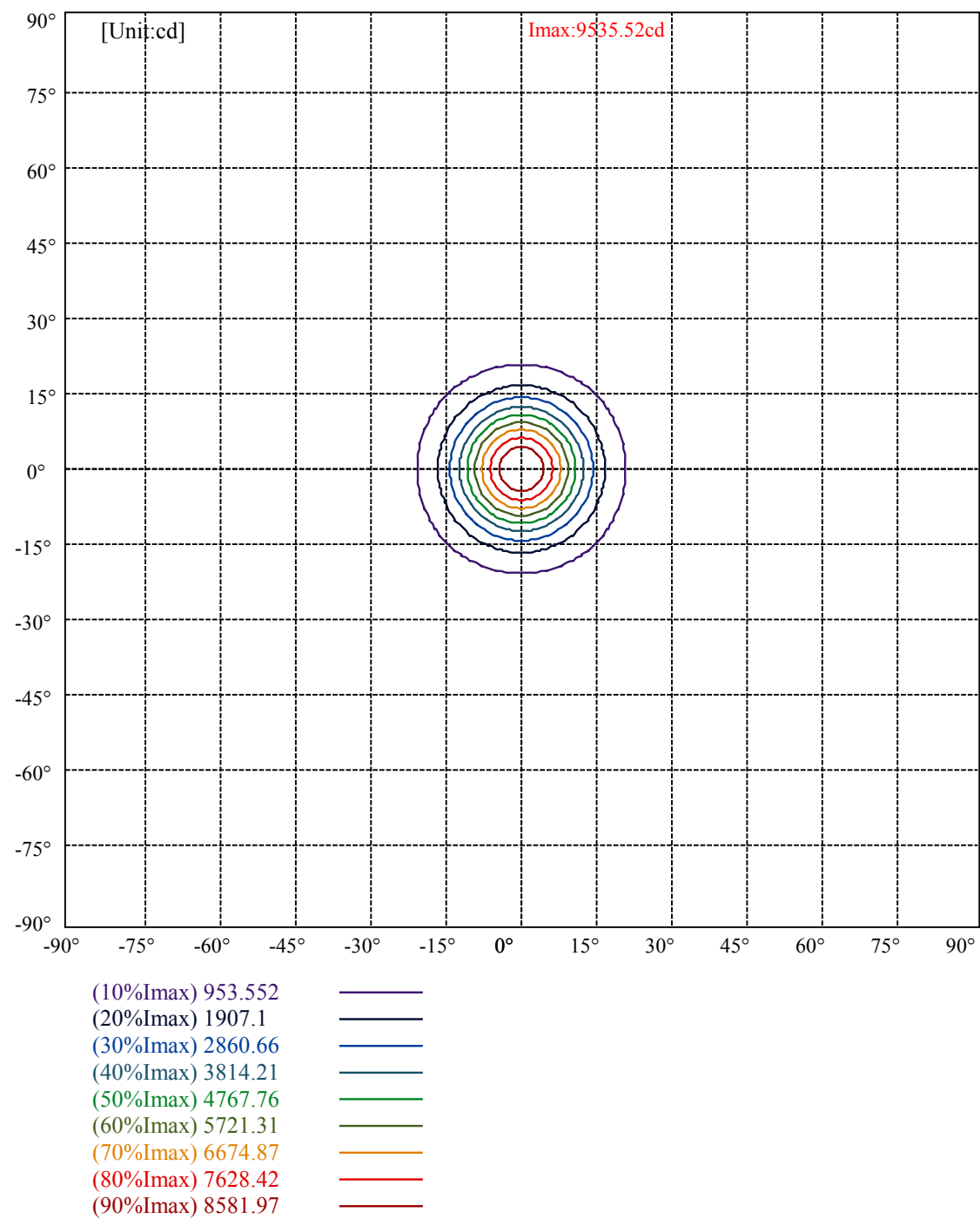
Operator: 01  
Distance(m): 6.90





Max , Ave

Beam angle of C0 plane 21.24



# lumini

## Luminance Limiting Curve(no luminous side)

Appendix Page: 5 Total:6

Luminance Table

$\gamma$	45	50	55	60	65	70	75	80	85
C0	4279	3357	2102	1223	1080	1030	1263	1785	3362
C45	4279	3357	2102	1223	1080	1030	1263	1785	3362
C90	4279	3357	2102	1223	1080	1030	1263	1785	3362

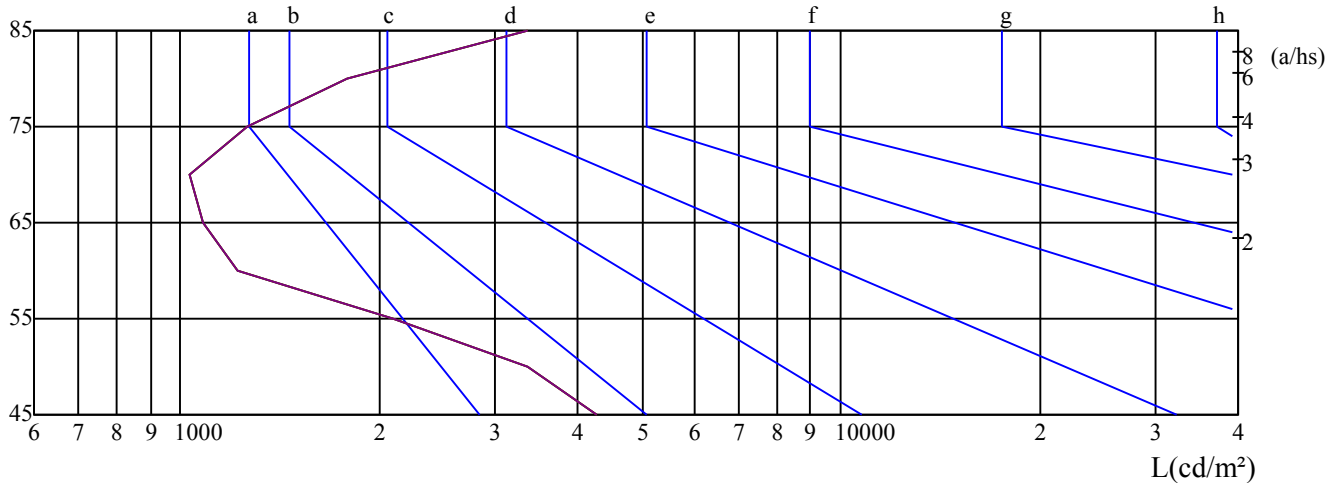
L(Hor)(65)	L(Ver)(65)	L45(65)	L(Hor)(75)	L(Ver)(75)	L45(75)	L(Hor)(85)	L(Ver)(85)	L45(85)
1080	1080	1080	1263	1263	1263	3362	3362	3362

Glare Table

Glare	Quality	Service Values Illuminance(lx)							
1.15	A	2000	1000	500	<=300				
1.5	B		2000	1000	500	<=300			
1.85	C			2000	1000	500	<=300		
2.2	D				2000	1000	500	<=300	
2.55	E					2000	1000	500	<=300
		a	b	c	d	e	f	g	h

Luminance Limiting Curve

$\gamma(^{\circ})$



C0 ———

C45 ———

C90 ———

Equipment: equipamento lumini  
Temperature( $^{\circ}$ C): 25.5

Date: 12/09/2024  
Humidity(%): 55.0%

Operator: 01  
Distance(m): 6.90

Illumination assessment according UGR											
Rf of Ceiling	70	70	50	50	30	70	70	50	50	30	
Rf of Wall	50	30	50	30	30	50	30	50	30	30	
Rf of Floor	20	20	20	20	20	20	20	20	20	20	
Room dimensions		Viewed crosswise					Viewed endwise				
X	Y										
2H	2H	8.69	9.63	9.06	9.95	10.26	8.69	9.63	9.06	9.95	10.26
	3H	8.83	9.66	9.21	10.00	10.35	8.83	9.66	9.21	10.00	10.35
	4H	9.00	9.77	9.40	10.13	10.50	9.00	9.77	9.40	10.13	10.50
	6H	9.37	10.08	9.79	10.45	10.85	9.37	10.08	9.79	10.45	10.85
	8H	9.65	10.32	10.07	10.71	11.12	9.65	10.32	10.07	10.71	11.12
	12H	10.06	10.70	10.49	11.10	11.51	10.06	10.70	10.49	11.10	11.51
4H	2H	8.57	9.35	8.97	9.70	10.07	8.57	9.35	8.97	9.70	10.07
	3H	8.81	9.46	9.23	9.85	10.27	8.81	9.46	9.23	9.85	10.27
	4H	9.16	9.72	9.60	10.14	10.59	9.16	9.72	9.60	10.14	10.59
	6H	9.71	10.21	10.19	10.66	11.11	9.71	10.21	10.19	10.66	11.11
	8H	10.18	10.64	10.67	11.10	11.57	10.18	10.64	10.67	11.10	11.57
	12H	10.83	11.25	11.32	11.70	12.22	10.83	11.25	11.32	11.70	12.22
8H	4H	9.21	9.67	9.70	10.13	10.60	9.21	9.67	9.70	10.13	10.60
	6H	10.01	10.38	10.52	10.86	11.38	10.01	10.38	10.52	10.86	11.38
	8H	10.72	11.03	11.26	11.56	12.05	10.72	11.03	11.26	11.56	12.05
	12H	11.64	11.87	12.18	12.39	12.92	11.64	11.87	12.18	12.39	12.92
12H	4H	9.24	9.66	9.73	10.11	10.64	9.24	9.66	9.73	10.11	10.64
	6H	10.17	10.48	10.71	11.01	11.51	10.17	10.48	10.71	11.01	11.51
	8H	10.95	11.19	11.49	11.71	12.23	10.95	11.19	11.49	11.71	12.23
Variation with the observer position at spacings:											
S = 1.0H		2.0/-2.3					2.0/-2.3				
S = 1.5H		3.3/-2.7					3.3/-2.7				
S = 2.0H		4.6/-2.3					4.6/-2.3				
Standard tables:		BK4					BK4				
Uncorrected UGR		-7.1					-7.1				

依据CIE Publ. 117 计算 UGR, S/H = 0.25